

# RACE TECH FORK COMP GOLD VALVE

<IPM FMGV ALL POST LSV.doc> © 5-20-25

FMGV ALL POST LSV

Scan QR Codes or go to [racetech.com](http://racetech.com)

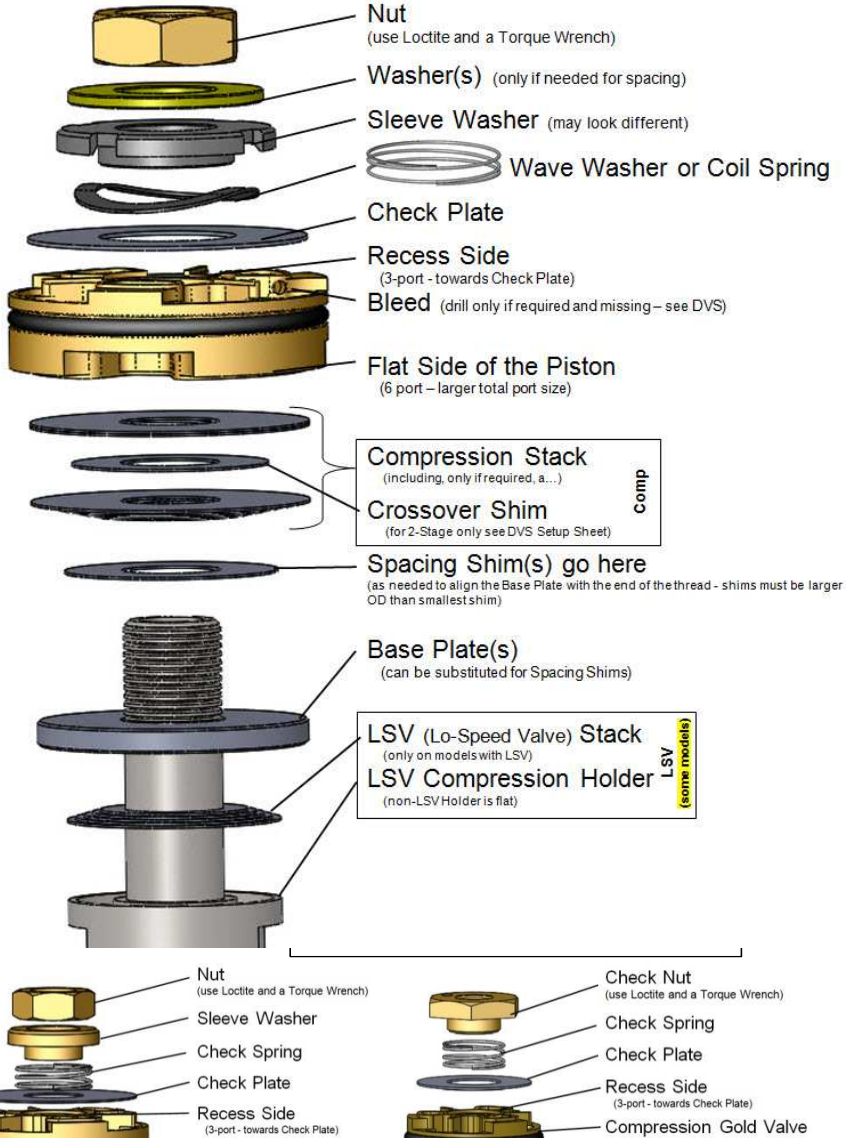


Instructions Search

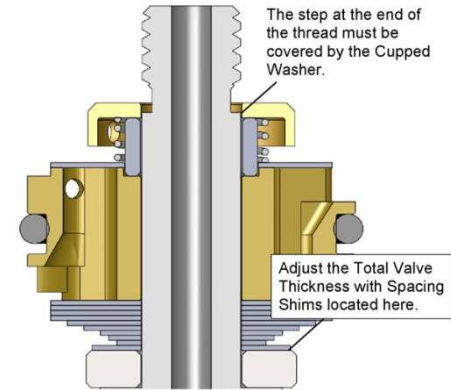
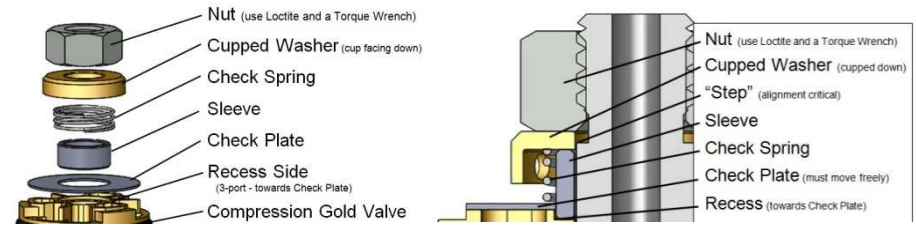
- **DVS Valving Search for Custom Setup**
- **Instructions** – see Instruction Search
- **Note:** You will have extra shims.



DVS Valving Search for Custom Setup

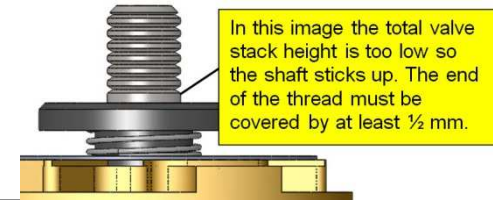


**Cupped Washer Type** – alignment of the Cupped Washer with the “Step” is critical.



## TOTAL STACK HEIGHT

On Sleeve Washer and Check Nut types make sure the Nut does not run out of thread. In this example the Stack Height is too low so Spacing Shims must be added on top of the Base Plate.



**PISTON ORIENTATION** – make sure the correct side is up

